



ENTERPRISE PRODUCTS
COMMUNITY
STORM SHELTER
FOR 26-32 PEOPLE

8'W x 20'L x 8'H



TORSHEL IS **BUILT BETTER**

Choosing Torshel products means investing in top-notch storm shelters that use **components rigorously tested by Intertek for quality and safety**. With a lifespan ranging from 50 to 100 years, **our shelters are designed to provide long-term protection**. They are rated for EF5 tornadoes and 250 MPH winds.

We use the **highest-quality steel** to ensure your safety. All our storm shelters are **proudly manufactured in the USA** and come with a robust 10-year warranty. They provide **protection and peace of mind**.



Torshel only uses **powder coating for our storm shelters** because your safety is our priority. We want to ensure that your **shelter stays strong and reliable**, even after years of use.

Choosing a shelter with powder coating means:

- **Better value over time:** Fewer repairs and longer lifespan.
- **Peace of mind:** Knowing your shelter is built to last.



TORSHEL IS **BUILT BETTER**

Other companies's shelters

This storm shelter **was coated with direct-to-metal paint**, resulting in **weak protection** against the elements.



Other companies's shelters

Our storm shelters are **powder-coated to enhance its durability and resistance** to environmental factors.



WHEELCHAIR ACCESSIBLE **BATHROOM**

This unit comes with 1 ADA chemical bathroom located inside the safe room

Interior dimensions: 5 ft W x 5ft L (25 SF)

Battery-powered LED lights

One (1) exhaust fan

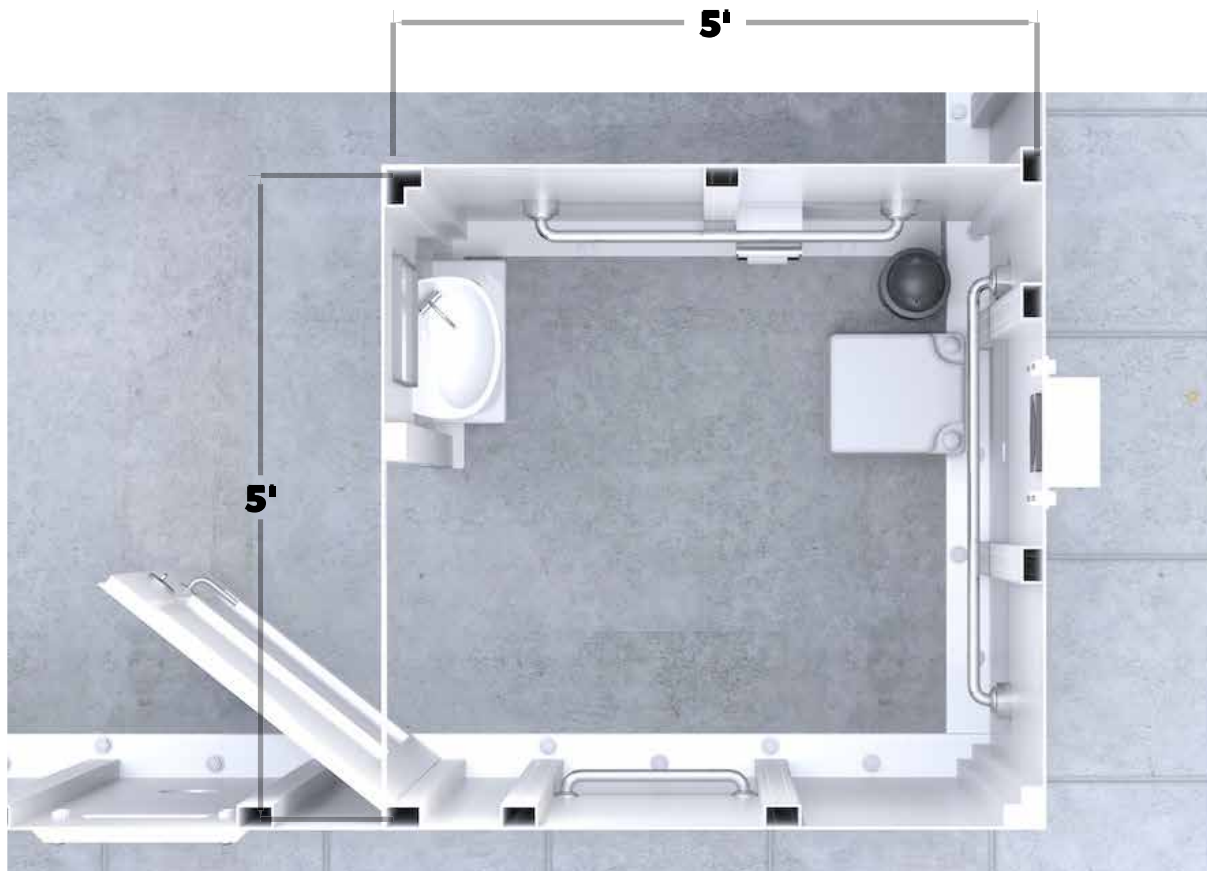
One (1) air intake to provide airflow

One (1) chemical toilet

One (1) portable sink

One (1) mechanical lock

Internal walls made of ASTM A36, 3/16" structural steel



ENTERPRISE PRODUCTS

COMMUNITY STORM SHELTER FOR 26- 32 PEOPLE

8'W x 20'L x 8'H



CUSTOMIZED STORM SHELTER FOR **YOUR BUSINESS NEEDS**

We tailor each project to meet the unique needs of your business, incorporating features such as blueprints for electrical wiring, and ADA-compliant chemical toilets.

For electrical supply we offer:

OPTION A:

EF ECOFLOW - DELTA 2 Max
Solar Generator 2048Wh with 400W Solar Panel, LFP Battery Portable Power Station up to 3400W, 6x AC Outlets (Or similar)



OPTION B:

Natural Gas Generator with steel metal enclosure.
Guardian 26kW Home Standby Generator with 200 Amp AluminumLiquid. (Or similar)



REFERENCE PICTURES PREVIOUS **SUCCESSFUL PROJECTS**

A Fortune 500 Company
in San Antonio, Texas,
Data Centers



School Storm Shelter Argyle, Texas



Data Center in Cheyenne, Wyoming



Data Center in San Antonio, Texas




Data Center in Atlanta, Georgia






You can always count on Torshel to provide you with the best product at an affordable price.

HEAD QUARTERS

 (601) 500-7275

 info@torshel.com

 www.torshel.com

 5850 North
Commerce Plaza,
Jackson, MS 39206

CONTACT US TODAY!



Installation available anywhere
in the continental USA.

Prices to be discussed with our
sales reps.

Shipping available **nationwide.**