

RESIDENTIAL **CATALOGUE** **2026**



**TORNADOES, HURRICANES
ROBBERIES, RIOTS...**

Torshel is here to help protect what matters most:
YOUR FAMILY!



www.torshel.com

ALL THE INFORMATION SHOWN HERE IN IS THE INTELLECTUAL PROPERTY OF TORSHEL STORM SHELTERS AND IS SUBMITTED ONLY IN A CONFIDENTIAL BASIS. THE RECIPIENT AGREES THAT NO DISCLOSURE OF THIS INFORMATION WILL BE MADE TO A THIRD PARTY WITHOUT WRITTEN CONSENT OF TORSHEL.

APRIL 2026 PRICES



Meet Torshel

Torshel Storm Shelters is a leading company in the storm shelter and safe room industry.

We proudly provide installation shelters and services across Alabama, Arkansas, Florida, Kentucky, Louisiana, Mississippi, Tennessee, Texas, Georgia, and surrounding states.

Additionally, we sell and ship storm shelters throughout the continental United States.

At Torshel, we understand that investing in a tornado shelter is a critical decision, and we are committed to helping you make the right choice.

Enjoy our catalog and visit us online to see videos and detailed information about our exceptional storm shelters.

Sincerely,
Torshel Storm Shelters



OUR COMMITMENT TO **QUALITY**

Torshel uses powder coating for our storm shelters to provide superior corrosion protection, because your safety is our priority. This coating helps prevent rust and damage from moisture, ensuring your shelter remains strong and reliable for years to come.

Choosing a shelter with powder coating means:

- **Enhanced corrosion resistance:** Protection against rust, moisture, and harsh weather conditions.
- **Better value over time:** Fewer repairs and longer lifespan.
- **Peace of mind:** Knowing your shelter is built to last.



WELDED SAFE ROOM

STORM SHELTERS

If you are building a new house, Torshel can install the safe room after the concrete is cured and before the framing goes up. The best place for the unit will be a hidden closet in your master bedroom, under the stairs, or in a closet in your garage.

For existing homes, the best place to install them will be in the garage.



WELDED SAFE ROOM STORM SHELTER'S TESTS

12-Ton Resistance Test



Door Sledge Hammer Impact



Concrete 40-Ft. Drop



Vertical and Lateral Vehicle Impact



Bullet-Resistant Window



RESIDENTIAL WELDED SAFE ROOM **STORM SHELTERS**


Torshel shelters are engineered and tested to meet the highest quality standards at competitive prices. All our products are rated for EF5 tornadoes.

They come in various sizes and can fit anywhere from 5 to 24 people per unit.

Our most common stock sizes are 3'x5', 3'x7', 4'x6', 4'x8', 6'x10' and 6'x12'. If you have a large family or need more room, Torshel is offering a 8'x10' and 8'x20'. The standard height of our shelters is 6' 5".

SPECIFICATIONS

- Units meet/exceed FEMA 320-2024, FEMA 361-2024, and ICC/ANSI/NSSA 500 - 2023 protocols.
- Tested both by Texas Tech University and/or by Intertek.
- Cast iron door handle with a commercial-grade lock can be installed on either side of the shelter and allows the door to open inward or outward.
- Bullet-resistant walls and windows (handguns).
- Wheelchair accessible.
- Anchored with 3/4" diameter x 4 3/4" - 8" L HILTI bolts, one every 12", and each one with 6,250 pounds of uplift strength.
- HILTI Epoxy anchoring is also an option.
- Battery-powered LED light.
- Easy installation.
- For above-ground indoor shelters, it includes an extension cord with GFCI (Ground Fault Circuit Interrupter).



Do It Yourself

If you are located far away from us, we can ship these safe rooms anywhere in the USA, and a local contractor can install the safe room for you. Or you can pick it up at our warehouse.

Shipping costs range depending on your location and the size of the shelter.

STORM SHELTER **DOOR**

\$2,799.00

Designed to withstand EF5 tornadoes, 250 MPH winds. It can be installed on concrete or steel made shelters or safe rooms, it can also be installed as a front door with a concrete, cinder block walls or reinforced wood studs.



SMALL WELDED SAFE ROOM FOR 5 PEOPLE



TEXAS TECH UNIVERSITY
National Wind Institute

3'W x 5'L x 6'5"H

\$5,499.00

Price of shelter only, add shipping and/or installation.
Fee to be discussed with your sales rep.

This model looks small, but it is very spacious and suitable for people who live alone, couples, small families, or those under a tight budget. It is made of 3/16" structural steel walls.

Not wheelchair accessible due to the dimensions of the unit.



www.torshel.com

ALL THE INFORMATION SHOWN HERE IN IS THE INTELLECTUAL PROPERTY OF TORSHEL STORM SHELTERS AND IS SUBMITTED ONLY IN A CONFIDENTIAL BASIS. THE RECIPIENT AGREES THAT NO DISCLOSURE OF THIS INFORMATION WILL BE MADE TO A THIRD PARTY WITHOUT WRITTEN CONSENT OF TORSHEL.

APRIL 2026 PRICES

SLIM SAFE ROOM **FOR 7 PEOPLE**

3'W x 7'L x 6'5"H

\$6,499.00

TESTED BY:




TEXAS TECH UNIVERSITY
National Wind Institute™

Price of shelter only, add shipping and/or installation.
Fee to be discussed with your sales rep.

If you have a two-car garage or not much space available, this shelter will be the perfect solution. It can be installed on the side or the back of the garage, allowing you plenty of room to park a car with no problem at all. The door can be on the long side, but preferably on the short side.

Not wheelchair accessible due to the dimensions of the unit.



www.torshel.com

APRIL 2026 PRICES

ALL THE INFORMATION SHOWN HERE IN IS THE INTELLECTUAL PROPERTY OF TORSHEL STORM SHELTERS AND IS SUBMITTED ONLY IN A CONFIDENTIAL BASIS. THE RECIPIENT AGREES THAT NO DISCLOSURE OF THIS INFORMATION WILL BE MADE TO A THIRD PARTY WITHOUT WRITTEN CONSENT OF TORSHEL.

PRIME MEDIUM WELDED SAFE ROOM
FOR 8 PEOPLE

TESTED BY:



TEXAS TECH UNIVERSITY
National Wind Institute™

4'W x 6'L x 6'5"H

\$6,499.00



UPGRADE: 1/4" Thick Steel
\$6,899

Price of shelter only, add shipping and/or installation.
Fee to be discussed with your sales rep.

This safe room/storm shelter/safe vault is our second best seller. It is spacious with plenty of room for everyone in the family.

This unit will fit perfectly fine in a garage, and you can still park your car. It is made of 3/16" structural steel walls.



www.torshel.com

APRIL 2026 PRICES

ALL THE INFORMATION SHOWN HERE IN IS THE INTELLECTUAL PROPERTY OF TORSHEL STORM SHELTERS AND IS SUBMITTED ONLY IN A CONFIDENTIAL BASIS. THE RECIPIENT AGREES THAT NO DISCLOSURE OF THIS INFORMATION WILL BE MADE TO A THIRD PARTY WITHOUT WRITTEN CONSENT OF TORSHEL.

10

STAIRCASE-READY SAFE ROOM **FOR 8 PEOPLE**

4'W x 6'L x 6'5"H

\$6,899.00

Price of shelter only, add shipping and/or installation.
Fee to be discussed with your sales rep.

63° slope from 5'H from the rear, reaching 2'10" to the center.


This medium safe room/storm shelter/safe vault is designed to fit below the average staircase of any house.

It's a smart solution for space saving and still is able of taking an EF5 tornado.

TESTED BY:



TEXAS TECH UNIVERSITY
National Wind Institute™



www.torshel.com

ALL THE INFORMATION SHOWN HERE IN IS THE INTELLECTUAL PROPERTY OF TORSHEL STORM SHELTERS AND IS SUBMITTED ONLY IN A CONFIDENTIAL BASIS. THE RECIPIENT AGREES THAT NO DISCLOSURE OF THIS INFORMATION WILL BE MADE TO A THIRD PARTY WITHOUT WRITTEN CONSENT OF TORSHEL.

APRIL 2026 PRICES

LARGE ELITE SAFE ROOM **FOR 11 PEOPLE**

4'W x 8'L x 6'5"H

\$7,999.00

Price of shelter only, add shipping and/or installation.
Fee to be discussed with your sales rep.


This sizable safe room/storm shelter/safe vault (10-11 people) is our best seller.

It is spacious with plenty of room for everyone in the family and the neighbours.

TESTED BY:



TEXAS TECH UNIVERSITY
National Wind Institute™



www.torshel.com

APRIL 2026 PRICES

ALL THE INFORMATION SHOWN HERE IN IS THE INTELLECTUAL PROPERTY OF TORSHEL STORM SHELTERS AND IS SUBMITTED ONLY IN A CONFIDENTIAL BASIS. THE RECIPIENT AGREES THAT NO DISCLOSURE OF THIS INFORMATION WILL BE MADE TO A THIRD PARTY WITHOUT WRITTEN CONSENT OF TORSHEL.

12

EXTRA LARGE SAFE ROOM **FOR 16 PEOPLE**

6'W x 8'L x 6'5"H

\$9,799.00

Price of shelter only, add shipping and/or installation.
Fee to be discussed with your sales rep.

This model offers large amounts of space. In fact, you can bring small beds inside.

Torshel has installed this type of units in new constructions or in large garages.

TESTED BY:



TEXAS TECH UNIVERSITY
National Wind Institute™



MODULAR SAFE ROOM

STORM SHELTERS

These modular safe rooms are intended to be installed in existing homes (any room, closet, under the stairs, or in the garage) in a concrete slab with 4" of thickness or more. Please ask for 6" anchor bolts if you have carpet or hardwood floors. The best place for the unit will be a hidden closet in your home's master bedroom, under the stairs, or in a closet in your garage.

Used as Storm Shelter

The main purpose of these units is to protect their occupants from violent and severe weather conditions such as tornadoes and hurricanes.

Used as Panic Room

Having a Modular Safe Room in one's home can help families provide increased safety for elderly, young children and other vulnerable family members in the unfortunate event of a burglary, home invasion, riots, or other unforeseen threats.

Used as Safe Vault

In addition to offering personal protection, these units can be used as safe vaults for securing weapons, jewellery, or other important types of valuable household and business belongings.



Need something smaller or bigger?
We've got you covered!

www.torshel.com

ALL THE INFORMATION SHOWN HERE IN IS THE INTELLECTUAL PROPERTY OF TORSHEL STORM SHELTERS AND IS SUBMITTED ONLY IN A CONFIDENTIAL BASIS. THE RECIPIENT AGREES THAT NO DISCLOSURE OF THIS INFORMATION WILL BE MADE TO A THIRD PARTY WITHOUT WRITTEN CONSENT OF TORSHEL.

APRIL 2026 PRICES

RESIDENTIAL MODULAR SAFE ROOM

STORM SHELTERS

SPECIFICATIONS

- Exceeds FEMA 320-2024, FEMA 361-2024, and ICC/ANSI/NSSA 500 - 2023 protocols.
- Tested internally and by Texas Tech University.
- Rated for EF5 tornadoes.
- 3/16" Exterior Skin Steel Plate.
- Four heavy-duty corner columns, 2" x 3/8" rib frame every 12" and over 300 bolts.
- 8" custom designed air vent.
- 3/16" precision laser cut ADA compliant door with 2" x 3.25" x 3/16" channel reinforcement and 4 heavy-duty hinges.
- Cast iron door handle.
- Bullet-resistant window (handguns).
- The door can open inward (or outward on request) and can be placed on any side of the shelter
- Openings available: 28" and 33" (wheelchair accessible).
- Anchored with 3/4" diameter x 4 3/4" - 8" L HILTI bolts, one every 12", and each one with 6,250 Lb of uplift strength.
- HILTI epoxy anchoring is also available.
- Battery-powered LED lights
- One-day installation.
- The safe room is portable; you can take it with you when you move.
- FREE extension cord with GFCI (Ground Fault Circuit).



Do It Yourself

This information is intended for homebuilders and for DIY clients who have some construction skills and the right equipment. Torshel ships the safe rooms nationwide. The unit comes on a 48"W x 84"L by 24 to 40"H pallet. The weight is from 1,800 to 3,500 lb, depending on the size ordered.

Torshel has delivered safe rooms across multiple regions of the United States, including the South, Midwest, and Northeast.

SMALL MODULAR SAFE ROOM **FOR 5 PEOPLE**

3'W x 5'L x 6'5"H

\$5,499.00

TESTED BY:



TEXAS TECH UNIVERSITY
National Wind Institute™

Price of shelter only, add shipping and/or installation.
Fee to be discussed with your sales rep.

This model looks small, but it is very spacious and suitable for people who live alone, couples or those with a tight budget.

Specially designed for small spaces, such as closets, bedrooms or garages.



MEDIUM MODULAR SAFE ROOM **FOR 8 PEOPLE**

4'W x 6'L x 6'5"H

\$6,899.00

Price of shelter only, add shipping and/or installation.
Fee to be discussed with your sales rep.

This is one of our most popular sizes. It is wheelchair accessible, with plenty of room for everyone in the family.

TESTED BY:



TEXAS TECH UNIVERSITY
National Wind Institute™



www.torshel.com

APRIL 2026 PRICES

ALL THE INFORMATION SHOWN HERE IN IS THE INTELLECTUAL PROPERTY OF TORSHEL STORM SHELTERS AND IS SUBMITTED ONLY IN A CONFIDENTIAL BASIS. THE RECIPIENT AGREES THAT NO DISCLOSURE OF THIS INFORMATION WILL BE MADE TO A THIRD PARTY WITHOUT WRITTEN CONSENT OF TORSHEL.

17

LARGE MODULAR SAFE ROOM FOR 11 PEOPLE

4'W x 8'L x 6'5"H

\$7,999.00

Price of shelter only, add shipping and/or installation.
Fee to be discussed with your sales rep.

Our second best seller! It is wheelchair accessible, with plenty of room for everyone in the family and some neighbours.

TESTED BY:



TEXAS TECH UNIVERSITY
National Wind Institute™



www.torshel.com

ALL THE INFORMATION SHOWN HERE IN IS THE INTELLECTUAL PROPERTY OF TORSHEL STORM SHELTERS AND IS SUBMITTED ONLY IN A CONFIDENTIAL BASIS. THE RECIPIENT AGREES THAT NO DISCLOSURE OF THIS INFORMATION WILL BE MADE TO A THIRD PARTY WITHOUT WRITTEN CONSENT OF TORSHEL.

APRIL 2026 PRICES

18

EXTRA LARGE MODULAR SAFE ROOM
FOR 16 PEOPLE



TEXAS TECH UNIVERSITY
National Wind Institute™

6'W x 8'L x 6'5"H

\$9,799.00

Price of shelter only, add shipping and/or installation.
Fee to be discussed with your sales rep.

It is huge! It is wheelchair accessible, with room for the family and a bunker bed.



OUTDOOR UNDERGROUND

STORM SHELTERS

These units come equipped with a top hatch and a gas-assisted cylinder for easy lifting.

A hydraulic jack is also included, allowing you to lift debris that may block the door.

5-7 cubic yards of concrete and steel rebar will keep the unit inside the ground and will prevent it from floating.

Prior to the installation, you must call 811 (“call before you dig”) to ensure that there are no utilities in the area where the shelter will be installed. This service is offered at no cost.



Shipping available
throughout the Continental USA

OUTDOOR UNDERGROUND **STORM SHELTERS**

SPECIFICATIONS

- These units come with one door and a gas cylinder; the steel hatch consists of a 3/16" steel plate door.
- Easy lifting door design.
- Rust-resistant coating.
- Commercial grade waterproofing.
- Coal Tar Epoxy coating to prevent corrosion.
- Built-in steps and seating, removable stairs to make extra room.
- Built-in ventilation.
- Battery-powered fans.
- Battery-powered LED lights.
- 3-ton hydraulic jack.
- Exceeds FEMA guidelines.



TORSHEL'S IN-GROUND OUTDOOR MODEL FEATURES A BULLET-RESISTANT WINDOW.

You will not feel entrapped, the window allows natural light to flow inside the shelter.

LARGE OUTDOOR UNDERGROUND
TORNADO SHELTER

FOR 10 PEOPLE

5'W x 8'L x 5'4"H

\$7,499.00

Price of shelter only, add shipping and/or installation.
Fee to be discussed with your sales rep.

It has room for up to 8-10 people. Easy to install in your backyard, patio, or garden.

It comes with removable and adjustable shelves to store water, medicines, food supplies, and whatever you need inside the shelter.

TESTED BY:



TEXAS TECH UNIVERSITY
National Wind Institute™



www.torshel.com

ALL THE INFORMATION SHOWN HERE IN IS THE INTELLECTUAL PROPERTY OF TORSHEL STORM SHELTERS AND IS SUBMITTED ONLY IN A CONFIDENTIAL BASIS. THE RECIPIENT AGREES THAT NO DISCLOSURE OF THIS INFORMATION WILL BE MADE TO A THIRD PARTY WITHOUT WRITTEN CONSENT OF TORSHEL.

APRIL 2026 PRICES

22

JUMBO OUTDOOR UNDERGROUND
TORNADO SHELTER

FOR 15 PEOPLE

6'W x 10'L x 6'H

\$9,999.00

Price of shelter only, add shipping and/or installation.
Fee to be discussed with your sales rep.

This is the largest version we offer. It has plenty of room for 15 plus people. You can walk inside.

Easy to install in your backyard, patio, or garden. It comes with two (2) removable and adjustable shelves so you can store water, medicines, food supplies, and whatever you need inside the shelter.

In addition, the unit is equipped with an emergency exit system using a hydraulic jack, allowing you to lift debris if the door becomes blocked.



TESTED BY:



TEXAS TECH UNIVERSITY
National Wind Institute™

www.torshel.com

APRIL 2026 PRICES

ALL THE INFORMATION SHOWN HERE IN IS THE INTELLECTUAL PROPERTY OF TORSHEL STORM SHELTERS AND IS SUBMITTED ONLY IN A CONFIDENTIAL BASIS. THE RECIPIENT AGREES THAT NO DISCLOSURE OF THIS INFORMATION WILL BE MADE TO A THIRD PARTY WITHOUT WRITTEN CONSENT OF TORSHEL.

23

PRECAST STORM SHELTER **FOR 7 PEOPLE**

4'W x 7'L x 7'H

\$5,999.00

Price of shelter only, add shipping and/or installation.
Fee to be discussed with your sales rep.

Specially designed for clients who live in mobile homes, lack garage space, or live in rural areas.


Limited to clients located within 200 miles of Jackson, MS.





You can always count on Torshel to provide you with the best product at an affordable price.


CENTRAL OFFICE

 (601) 500-7275

 info@torshel.com

 www.torshel.com

CONTACT US TODAY!



At Torshel, we combine quality, reliability, and value to deliver storm shelters you can trust.

- **Professional installation available**
- **Nationwide shipping**
- **Custom solutions tailored to your needs**

Contact us today to get your free personalized quote.